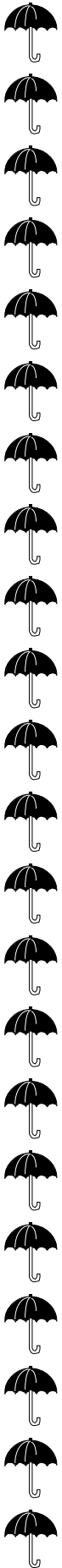
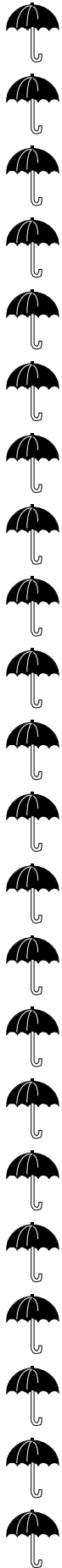


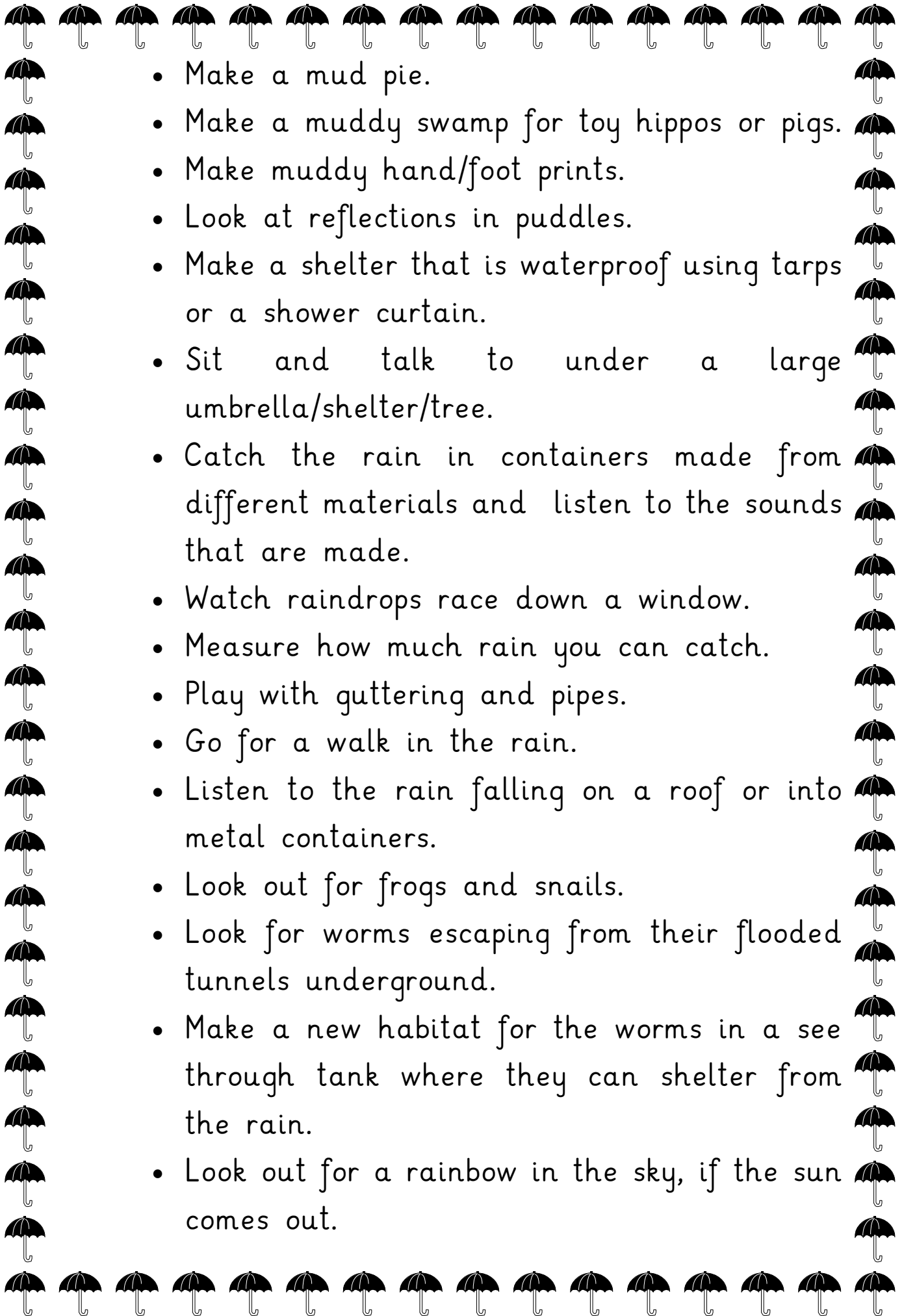


A Collection of Ideas for Outdoor Play on a Rainy Day

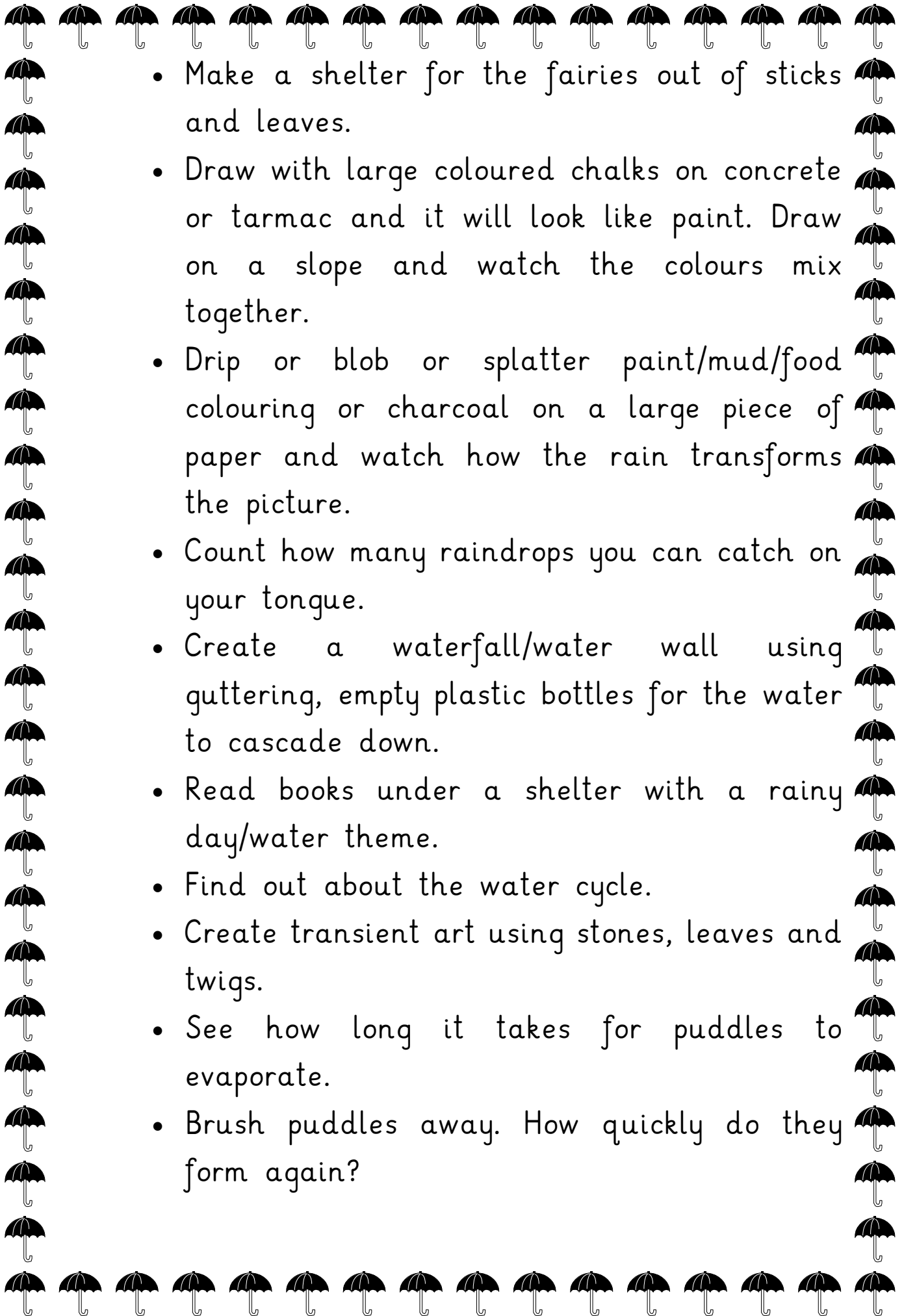


- Splash and jump in puddles. Compare different sizes.
- Dance in the rain. (umbrellas optional)
- Ride your bike through puddles.
- Make rivers, streams from a roll of tin foil. Mould in sand and make waterproof with foil.
- Sing and say rainy day rhymes.
- Measure the depth of a puddle with a stick.
- Make a bridge to walk over a puddle.
- Dig a channel to join two puddles.
- Make a puddle bigger.
- Fill in a puddle with soil to make it disappear.
- Dig a hole and create a new puddle.
- Make boats out of leaves and sticks and see if they sink or float or use different objects such as cones, leaves, stones and twigs to see if they float or sink.
- Add powder paint to a puddle and mix the colours.
- Paint with mud on canvas using sticks and leaves. Add powder paint to the mud.

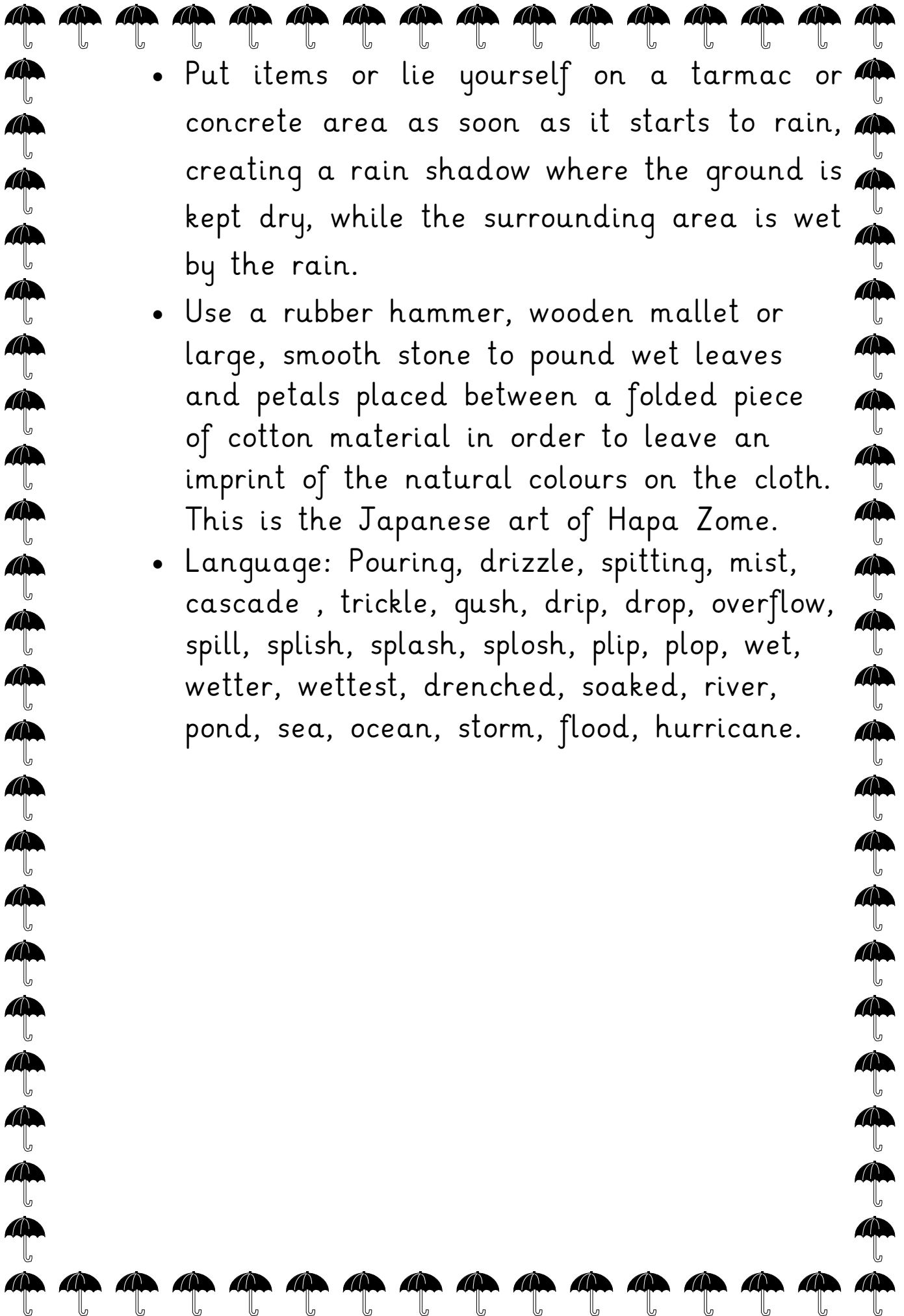




- Make a mud pie.
- Make a muddy swamp for toy hippos or pigs.
- Make muddy hand/foot prints.
- Look at reflections in puddles.
- Make a shelter that is waterproof using tarps or a shower curtain.
- Sit and talk to under a large umbrella/shelter/tree.
- Catch the rain in containers made from different materials and listen to the sounds that are made.
- Watch raindrops race down a window.
- Measure how much rain you can catch.
- Play with guttering and pipes.
- Go for a walk in the rain.
- Listen to the rain falling on a roof or into metal containers.
- Look out for frogs and snails.
- Look for worms escaping from their flooded tunnels underground.
- Make a new habitat for the worms in a see through tank where they can shelter from the rain.
- Look out for a rainbow in the sky, if the sun comes out.



- Make a shelter for the fairies out of sticks and leaves.
- Draw with large coloured chinks on concrete or tarmac and it will look like paint. Draw on a slope and watch the colours mix together.
- Drip or blob or splatter paint/mud/food colouring or charcoal on a large piece of paper and watch how the rain transforms the picture.
- Count how many raindrops you can catch on your tongue.
- Create a waterfall/water wall using guttering, empty plastic bottles for the water to cascade down.
- Read books under a shelter with a rainy day/water theme.
- Find out about the water cycle.
- Create transient art using stones, leaves and twigs.
- See how long it takes for puddles to evaporate.
- Brush puddles away. How quickly do they form again?



- Put items or lie yourself on a tarmac or concrete area as soon as it starts to rain, creating a rain shadow where the ground is kept dry, while the surrounding area is wet by the rain.
- Use a rubber hammer, wooden mallet or large, smooth stone to pound wet leaves and petals placed between a folded piece of cotton material in order to leave an imprint of the natural colours on the cloth. This is the Japanese art of Hapa Zome.
- Language: Pouring, drizzle, spitting, mist, cascade , trickle, gush, drip, drop, overflow, spill, splish, splash, splosh, plip, plop, wet, wetter, wettest, drenched, soaked, river, pond, sea, ocean, storm, flood, hurricane.